
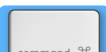


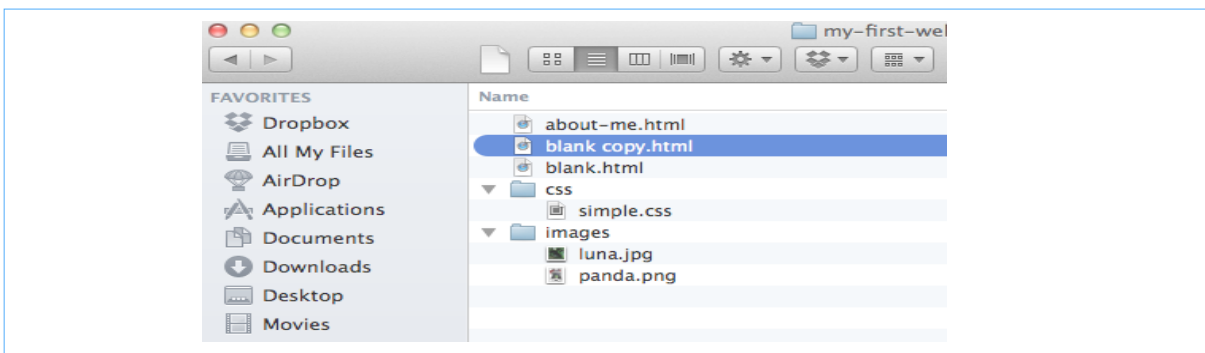
- 1 Go into the **my-first-website** folder and copy the **blank.html** file.

To copy the file, select it, then hold down the  and **C** keys at the same time.

- 2 Paste the copy of the file into the same folder.

To paste the file, hold down the  and **V** keys at the same time.

After you have pasted the file you will see this:



Now you have a copy of the **blank.html** file in the same folder. It is called **blank - Copy.html**

You'll make this copied file into a new page which will list your favourite books.

- 3 Click the file to select it. The **blank - Copy** part of the filename is highlighted

- 4 Change the name to **books.html**

